




the vertical transporters...
elevating you through
a progressive path

- Serving the builders and private homes since 2006
- JR One lifts are customized to your needs and are energy efficient
- JR One Competes with all the leading brands in India through all dimensions.



142008171

JR One - The Vertical Transporters

Year 2006 saw aspiring young technocrats chase the dream of starting a workshop to manufacture lifts. The supportive and escalating building industry, be it for Building of Infrastructural India or a Home for an Indian, the economy has lent us its strength and support and in 2009, JR One came upon taking shape as 'The Elevators' for Hyderabad.

Through the past decade, a severe competition with the best of national and international players in this field has refined us and escalated the challenge manifold. Our arduous passion for perfection, our discipline to match one and every rigid design specification, and commitment to every delivery and installation schedule, has earned us the trust and abounding customer loyalties.

We are presently recognized as tough competitors to national and international brands with our vastly skilled technical staff and our ratified operative and functioning technology.

Today JR One is an established and trusted brand with a substantial market presence. Through collaboration with global lift majors for their specialised technology in areas of components, modules and lift systems, JR One offers a spectrum of 'lifting' options' to choose from – options that suit every purpose, taste and budget.

Maintenance being the core of our service component, JR One boasts of specialised and trained technical team who work on customised and diverse solutions and timelines.

Our services for the Elevator Industry encompass

- Installations
- Modernization
- Repairs
- Maintenance &
- After sales Services

Continuous innovation and reinvention process at JR One will warrant a safe, smooth and silent ride every time for a life time! The premium components used by JR One ensure minimum noise levels, vibration or disturbance throughout your journey.

Product range

- Premium Home Lift (Hydraulic & Traction)
- Mini Lift (Hydraulic)
- Residential / Apartment Lift
- Passenger Lift (Automatic Doors)
- Machine Room less Lift (MRL)
- Hospital Lift
- Goods / Service Lift
- Car Lift (Hydraulic & Traction)
- Capsule / Scenic Lift
- Dump Waiter Lift



Premium Home Lift

- Suitable for** : Villas, bungalows, old building, low rise residential apartments
- Advantages** : No machine room
Min. pit 150-300 mm
Min. head room 2900 mm
MS structure
Lift well available on request
- Power** : Single phase, 3 phase
- Capacity** : 3-5 persons (250-350 kg)
- Speed** : 0.30, 0.50, 0.63 m/s
- Travel** : up to 6 stops
- Car shades** : SS matt finish, MS painted, Designer shades, Glass cabin
- Doors options** : Automatic SS Framed glass doors, Frame less glass door, SS doors, Designer doors and Manual MS swing door, Telescopic manual door
- Operating system** : Hydraulic and Gearless Traction
Interior can be customized according to client taste

Mini Lift

- Suitable for** : Villas, bungalows, old buildings, indoor and outdoor suitable to install beside staircase
- Advantages** : No machine room, No lift well, pit 150 mm, Head room 2700 mm
- Well Size** : Inside 985 x 985 mm
outside 1150 x 1150 mm
- Power** : Single phase, 2 kw
- Capacity** : 3 persons (250 kg)
- Speed** : 0.20, m/s
- Travel** : 4 stops (G+3)
- Car shades** : SS matt finish with glass
- Doors options** : Manual SS Framed Glass swing door
- Operating system** : Hydraulic

Residential / Apartment Lift

- Suitable for** : Low rise residential apartments, designed for builders
- Advantages** : Speed, interiors, direct landing system, automatic rescue device, It has all high end features in basic price
- Power** : 3 phase
- Capacity** : 6 persons (408 kg)
- Speed** : 1 m/s
- Travel** : up to 11 stops
- Car shades** : MS powder coat painted, half length mirror, hand rail, led lighting
- Car door** : MS collapsible/ MS Telescopic manual door
- Landing Door** : MS swing door
- Operating system** : Geared Traction
Automatic doors, SS Cabin, higher capacity (up to 680 Kg) available on request




Machine Roomless Lift

- Suitable for** : Commercial building, Low rise residential apartments, restaurants
- Advantages** : No machine room, direct landing system, Automatic rescue device
- Power** : 3 phase
- Capacity** : 6-16 persons (408-1088 kg)
- Speed** : 1.0, 1.25, 1.50 m/s
- Travel** : up to 11 stops
- Car shades** : SS matt finish, full length mirror, hand rail, led lighting
- Car door** : Automatic SS/ MS designer/ Glass door
- Landing Door** : Automatic SS/ MS designer/ Glass door
- Operating system** : Gearless Traction

Passenger Lift

- Suitable for** : Commercial building, low, mid, high rise residential apartments, restaurants
- Advantages** : Direct landing system, Automatic rescue device
- Power** : 3 phase
- Capacity** : 6-26 persons (408-1768 kg)
- Speed** : 1.0, 1.25, 1.50, 1.75 m/s
- Travel** : up to 28 stops
- Car shades** : SS matt finish, full length mirror, hand rail, led lighting
- Car door** : SS/ MS designer/ Glass door
- Landing Door** : SS/ MS designer/ Glass door
- Operating system** : Gear & Gearless Traction




Hospital Lift

- Suitable for** : Hospitals, low rise residential apartments
- Advantages** : Direct landing system, Automatic rescue device
- Power** : 3 phase
- Capacity** : 15, 16, 20, 26 persons (1020 - 1788 kg)
- Speed** : 0.50, 1.0, m/s
- Travel** : Up to 11 stops
- Car shades** : MS matt finish, hand rail, led lighting
- Car door** : SS Automatic telescopic door
- Landing Door** : SS Automatic telescopic door
- Operating system** : Geared & Gearless Traction

Goods Lift / Service Lift

- Suitable for** : Industries, commercial buildings hospitals, low rise residential apartments, restaurants
- Advantages** : Direct landing system, Automatic rescue device
- Power** : 3 phase
- Capacity** : 500-5000 kg
- Speed** : 0.50, 1.0, m/s
- Travel** : Up to 11 stops
- Car shades** : MS powder coat/ SS matt finish
- Car door** : MS/ SS Automatic telescopic door/ Manual collapsible door
- Landing Door** : MS/ SS Automatic telescopic door/ Manual collapsible door
- Operating system** : Geared Traction




Capsule Lift / Scenic Lift

- Suitable for** : Commercial building, low rise residential apartments, restaurants
- Advantages** : No machine room, direct landing system, Automatic rescue device
- Power** : 3 phase
- Capacity** : 6-16 persons (408-1088 kg)
- Speed** : 1.0, 1.25, 1.50 m/s
- Travel** : Up to 11 stops
- Car Shades** : SS matt finish, full length mirror, hand rail, led lighting
- Car Door** : Automatic SS/ MS designer/ Glass door
- Landing Door** : Automatic SS/ MS designer/ Glass door
- Operating system** : Gearless & Geared Traction

Car Lift

- Suitable for** : Commercial buildings, hospitals, low rise residential apartments
- Advantages** : Direct landing system, Automatic rescue device
- Power** : 3 phase
- Capacity** : 2000-2500 kg
- Speed** : 0.30, 0.5, m/s
- Travel** : Up to 11 stops
- Car shades** : MS powder coat/ SS matt finish
- Car door** : MS Automatic door/ Manual collapsible door
- Landing Door** : MS Automatic door/ Manual collapsible door
- Operating system** : Hydraulic, Geared & Gearless Traction



Dumbwaiter Lift

- Suitable for** : Restaurants, hospitals, kitchen
- Advantages** : Easy serving
- Power** : Single phase, 3 phase
- Capacity** : 50-250 kg
- Speed** : 0.20, 0.30, m/s
- Travel** : Up to 4 stops
- Car shades** : MS powder coat/ SS matt finish
- Car Door** : MS/ SS vertical bi parting door
- Landing Door** : MS/ SS vertical bi parting door
- Operating system** : Geared Traction



JR ONE Lifts Pvt Ltd

Plot #279
HMT Sathavahana Nagar
Kukatpally, Hyderabad 500 072
Telangana, India

m : +91 97037 34359 / 82978 33549
+91 93911 35549
t : +91 40 6569 5549
e : info@jronelifts.com
janardhan.jr1@gmail.com

Works

Plot #60, Phase II
SV Co-operative Industrial Estate
Opp. IDPL Balanagar, Kukatpally
Hyderabad 500 037

www.jronelifts.com

Branch Office • Visakhapatnam • Amaravathi

Pan India presence



USPs

	JR1	others
• Cost variation	65%	100%
• Maintenance cost	35%	100%
• Components superiority quality	70%	<50%
• Power usage	70%	100%
• Space management for mini lift	1mtr (3'3" minimum)	1.35mtr (4'3" minimum)